

This article was downloaded by:

On: 28 January 2011

Access details: *Access Details: Free Access*

Publisher *Taylor & Francis*

Informa Ltd Registered in England and Wales Registered Number: 1072954 Registered office: Mortimer House, 37-41 Mortimer Street, London W1T 3JH, UK



Phosphorus, Sulfur, and Silicon and the Related Elements

Publication details, including instructions for authors and subscription information:

<http://www.informaworld.com/smpp/title~content=t713618290>

Triphenylphosphine-Mediated Serendipitous Synthesis of Alkyl Cinnamates Through the Reaction of 3-Hydroxy-4-Methoxybenzaldehyde and Dialkyl Acetylenedicarboxylates

Issa Yavari^a; Hoorieh Djahaniani^a; Logman Moradi^a; Farough Nasiri^a

^a Department of Chemistry, Tarbiat Modarres University, Tehran, Iran

To cite this Article Yavari, Issa , Djahaniani, Hoorieh , Moradi, Logman and Nasiri, Farough(2005) 'Triphenylphosphine-Mediated Serendipitous Synthesis of Alkyl Cinnamates Through the Reaction of 3-Hydroxy-4-Methoxybenzaldehyde and Dialkyl Acetylenedicarboxylates', *Phosphorus, Sulfur, and Silicon and the Related Elements*, 180: 9, 2149 — 2153

To link to this Article: DOI: 10.1080/104265090917664

URL: <http://dx.doi.org/10.1080/104265090917664>

PLEASE SCROLL DOWN FOR ARTICLE

Full terms and conditions of use: <http://www.informaworld.com/terms-and-conditions-of-access.pdf>

This article may be used for research, teaching and private study purposes. Any substantial or systematic reproduction, re-distribution, re-selling, loan or sub-licensing, systematic supply or distribution in any form to anyone is expressly forbidden.

The publisher does not give any warranty express or implied or make any representation that the contents will be complete or accurate or up to date. The accuracy of any instructions, formulae and drug doses should be independently verified with primary sources. The publisher shall not be liable for any loss, actions, claims, proceedings, demand or costs or damages whatsoever or howsoever caused arising directly or indirectly in connection with or arising out of the use of this material.

Triphenylphosphine-Mediated Serendipitous Synthesis of Alkyl Cinnamates Through the Reaction of 3-Hydroxy-4-Methoxybenzaldehyde and Dialkyl Acetylenedicarboxylates

Issa Yavari
Hoorieh Djahaniani
Logman Moradi
Farough Nasiri

Department of Chemistry, Tarbiat Modarres University, Tehran, Iran

Alkyl cinnamates are formed in fairly good yields from the reaction of dialkyl acetylenedicarboxylates and 3-hydroxy-4-methoxybenzaldehyde in the presence of triphenylphosphine.

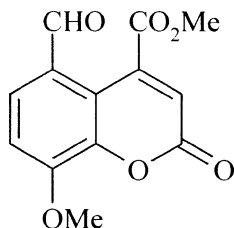
Keywords 3-Hydroxy-4-methoxybenzaldehyde; alkyl cinnamates; dialkyl acetylenedicarboxylates; triphenylphosphine

α, β -Unsaturated esters are useful chemical entities which are accessible through condensation reactions involving aldehydes, viz. (i) Knoevenagel condensations of active methylene esters with aldehydes,¹ (ii) condensation of alkyl acetates with aldehyde followed by dehydration,² and (iii) Horner, Wadsworth-Emmons olefination of carbonyl compounds.³ The Knoevenagel condensation route, particularly for cinnamic esters, involves two separate steps, i.e., (1) the preparation of cinnamic acid (2) followed by its esterification and Reformatsky reaction, which has the limitation of not being suitable for the preparation of cinnamic acids with halo, phenoxy, or nitro substituents on the aromatic moiety.⁴

We have recently described⁵ the synthesis of functionalized coumarine derivatives from the reaction of triphenylphosphine, dimethyl acetylenedicarboxylate (DMAD), and phenols using an intramolecular Wittig reaction. With the purpose of preparing coumarine derivatives that have a methoxy group at position 8 and a carbaldehyde

Received November 4, 2004; accepted February 12, 2005.

Address correspondence to Issa Yavari, Department of Chemistry, University of Tarbiat Modarres, PO Box 14115-175, Tehran, Iran. E-mail: isayavar@yahoo.com

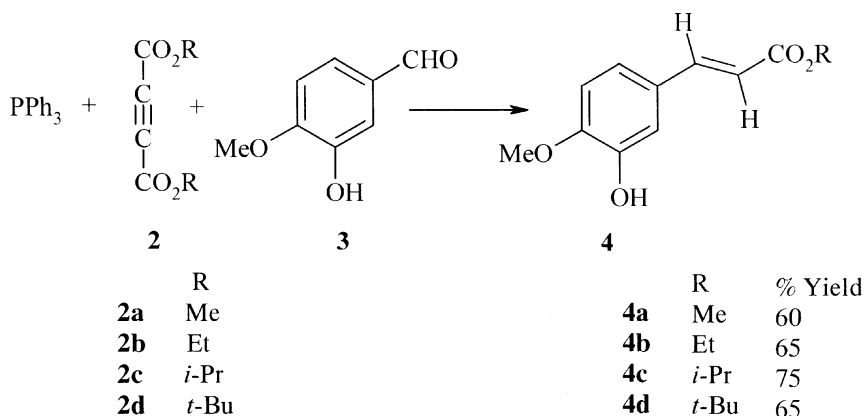


SCHEME 1

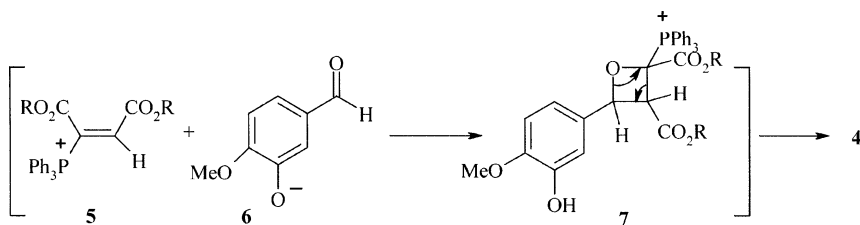
group at position 5, **1** (Scheme 1), 3-hydroxy-4-methoxybenzaldehyde was treated with DMAD and triphenylphosphine. However, the coumarine derivative **1** was not observed and methyl 3-hydroxy-4-methoxycinnamate **4a** was isolated instead in 60% yield (Scheme 2).

The reaction of 3-hydroxy-4-methoxybenzaldehyde with dialkyl acetylenedicarboxylates in the presence of triphenylphosphine in CH_2Cl_2 at room temperature proceeded smoothly and produced alkyl (*E*)-(3-hydroxy-4-methoxyphenyl)-2-propenoates (alkyl cinnamates, **4**) in moderate yields (see Scheme 2). These products were separated by column chromatography. The structures of compounds **4a–4d** were deduced from their ^1H NMR and ^{13}C NMR spectroscopic data.

The ^1H NMR spectrum of **4a** exhibited two single sharp lines readily recognized as arising from methoxy ($\delta = 3.78$ and 3.90 ppm) group and an AX pattern for the vinylic protons ($\delta = 6.30$ ppm, $^3J_{\text{HH}} = 16$ Hz; and $\delta = 7.57$ ppm, $^3J_{\text{HH}} = 16$ Hz), together with an AXM pattern for the aromatic protons ($\delta = 6.82$ ppm, $^3J_{\text{HH}} = 8.2$ Hz; $\delta = 7.01$ ppm, $^3J_{\text{HH}} = 8$ Hz, and $^4J_{\text{HH}} = 2$ Hz; and $\delta = 7.12$ ppm, $^4J_{\text{HH}} = 2$ Hz). The proton-



SCHEME 2



SCHEME 3

decoupled ^{13}C NMR spectrum of **4a** showed 11 distinct resonances in agreement with the proposed structure. The ^1H and ^{13}C NMR spectra of **4b–4d** are similar to those for **4a** except for the ester moieties, which give rise to characteristic signals in the aliphatic region of the spectra. Partial assignment of these resonances is given in the Experimental section.

The plausible way of formation of the product is proposed in Scheme 3. On the basis of the well-established chemistry of trivalent phosphorus nucleophiles,^{5–13} it is reasonable to assume that compound **4** results from the nucleophilic addition of triphenylphosphine to the acetylenic ester and subsequent protonation of the reactive 1:1 adduct by 3-hydroxy-4-methoxybenzaldehyde. Then the positively charged ion undergoes a [2 + 2] cycloaddition reaction with the aldehyde carbonyl group to produce the oxetane **7**. The alkyl cinnamates **4** are presumably produced by fragmentation of **7**.

In conclusion, the reaction of dialkyl acetylenedicarboxylates and 3-hydroxy-4-methoxybenzaldehyde in the presence of triphenylphosphine provides a simple one-pot entry into the synthesis of alkyl (*E*)-3-(3-hydroxy-4-methoxyphenyl)-2-propenoates. This procedure has the advantages of mild reaction conditions and simple experimental and work-up conditions.

EXPERIMENTAL

Melting points were measured on an Electrothermal 9100 apparatus. Elemental analyses for C, H, and N were performed using a Heraeus CHN-O-Rapid analyzer. These results agreed favorably with the calculated values. IR spectra were measured on a Shimadzu IR-460 spectrometer. ^1H and ^{13}C NMR spectra were measured with a Bruker DRX-500 AVANCE instrument with CDCl_3 as solvent at 500.1 and 125.7 MHz, respectively. Mass spectra were recorded on a Finnigan-Matt 8430 mass spectrometer operating at an ionization potential of 70 eV. 3-Hydroxy-4-methoxybenzaldehyde, dialkyl

acetylenedicarboxylates, and triphenylphosphine were obtained from Fluka (Buchs, Switzerland) and were used without further purification.

Preparation of Methyl (*E*)-3-(3-hydroxy-4-methoxyphenyl)-2-propenoate (**4a**)

To a stirred solution of 3-hydroxy-4-methoxybenzaldehyde (0.30 g, 2 mmol) and DMAD (0.28 g, 2 mmol) in CH_2Cl_2 (10 mL) was added drop wise at -10°C over 10 min a solution of triphenylphosphine (0.52 g, 2 mmol) in CH_2Cl_2 (5 mL). The reaction mixture was then allowed to warm up to room temperature and stand for 24 h. The solvent was removed under reduced pressure and product **4a** was separated by silica gel column chromatography (Merck 230–400 mesh) using *n*-hexane-EtOAc as eluent. White powder; yield: 0.12 g (60%), mp $119\text{--}120^\circ\text{C}$. IR (KBr) ($\nu_{\text{max}}/\text{cm}^{-1}$): 3395 (OH), 1693 (C=O). ^1H NMR (500.1 MHz, CDCl_3): δ = 3.78 (3 H, s, OMe), 3.90 (3 H, s, OMe), 5.80 (1 H, br s, OH), 6.30 (1 H, d, $^3J_{\text{HH}}$ = 16 Hz, CH), 6.82 (1 H, d, $^3J_{\text{HH}}$ = 8 Hz, CH), 7.01 (1 H, dd, $^3J_{\text{HH}}$ = 8 and $^4J_{\text{HH}}$ = 2 Hz, CH), 7.12 (1 H, d, $^4J_{\text{HH}}$ = 2 Hz, CH), 7.59 (1 H, d, $^3J_{\text{HH}}$ = 16 Hz, CH). ^{13}C NMR (125 MHz, CDCl_3): δ = 51.6 (OMe), 56.00 (OMe), 110.5, 113.0, 115.8, 121.8 (4 CH), 128.0 (C), 144.7 (CH), 145.9 (C–O), 148.6 (C–O), 167.7 (C=O).

Ethyl (*E*)-3-(3-hydroxy-4-methoxyphenyl)-2-propenoate (**4b**)

Yellow oil, yield: 0.14 g, (65%). IR (KBr) ($\nu_{\text{max}}/\text{cm}^{-1}$): 3385 (OH), 1690 (C=O). ^1H NMR (500.1 MHz, CDCl_3): δ = 1.20 (3 H, t, $^3J_{\text{HH}}$ = 7.1 Hz, Me), 3.79 (3 H, s, OMe), 4.13 (2 H, q, $^3J_{\text{HH}}$ = 7 Hz, O–CH₂), 5.58 (1 H, br s, OH), 6.15 (1 H, d, $^3J_{\text{HH}}$ = 16 Hz, CH), 6.71 (1 H, d, $^3J_{\text{HH}}$ = 8 Hz, CH), 6.90 (1 H, dd, $^3J_{\text{HH}}$ = 8 and $^4J_{\text{HH}}$ = 2 Hz, CH), 7.01 (1 H, d, $^4J_{\text{HH}}$ = 2 Hz, CH), 7.45 (1 H, d, $^3J_{\text{HH}}$ = 16 Hz, CH). ^{13}C NMR (125 MHz, CDCl_3): δ = 14.2 (Me), 56.0 (OMe), 60.4 (CH₂), 110.5, 113.0, 116.4, 121.8 (4 CH), 128.2 (C), 144.4 (CH), 145.9 (C–O), 148.5 (C–O), 167.3 (C=O).

iso-Propyl (*E*)-3-(3-hydroxy-4-methoxyphenyl)-2-propenoate (**4c**)

Yellow oil, yield: 0.17 g, (75%). IR (KBr) ($\nu_{\text{max}}/\text{cm}^{-1}$): 3390 (OH), 1687 (C=O). ^1H NMR (500.1 MHz, CDCl_3): δ = 1.31 (6 H, d, $^3J_{\text{HH}}$ = 7 Hz, 2 Me), 3.76 (3 H, s, OMe), 5.09 (1 H, heptet, $^3J_{\text{HH}}$ = 7 Hz, OCH), 5.50 (1 H, br s, OH), 6.27 (1 H, d, $^3J_{\text{HH}}$ = 16 Hz, CH), 6.89 (1 H, d, $^3J_{\text{HH}}$ = 8 Hz, CH), 6.91 (1 H, dd, $^3J_{\text{HH}}$ = 8 and $^4J_{\text{HH}}$ = 2 Hz, CH), 6.97 (1 H, d, $^4J_{\text{HH}}$ = 2 Hz, CH), 7.59 (1 H, d, $^3J_{\text{HH}}$ = 16 Hz, CH). ^{13}C NMR (125 MHz,

CDCl_3): δ = 21.6 (Me), 55.9 (OMe), 67.3 (CH), 110.4, 113.3, 115.4, 121.4 (4 CH), 127.8 (C), 144.2 (CH), 145.7 (C–O), 148.1 (C–O), 167.8 (C=O).

***tert*-Butyl (*E*)-3-(3-hydroxy-4-methoxyphenyl)-2-propenoate (4d)**

Yellow oil, yield: 0.16 g, (65%). IR (KBr) ($\nu_{\text{max}}/\text{cm}^{-1}$): 3390 (OH), 1695 (C=O). ^1H NMR (500.1 MHz, CDCl_3): δ = 1.49 (9 H, s, CMe_3), 3.78 (3 H, s, OMe), 5.67 (1 H, br s, OH), 6.34 (1 H, d, $^3J_{\text{HH}}$ = 16 Hz, CH), 6.86 (1 H, d, $^3J_{\text{HH}}$ = 8 Hz, CH), 7.0 (1 H, dd, $^3J_{\text{HH}}$ = 8 and $^4J_{\text{HH}}$ = 2 Hz, CH), 6.90 (1 H, d, $^4J_{\text{HH}}$ = 2 Hz, CH), 7.62 (1 H, d, $^3J_{\text{HH}}$ = 16 Hz, CH). ^{13}C NMR (125 MHz, CDCl_3): δ = 28.3 (CMe_3), 55.8 (OMe), 81.5 (O– CMe_3), 110.5, 113.3, 115.3, 121.6 (4 CH), 127.9 (C), 144.9 (CH), 145.8 (C–O), 148.1 (C–O), 168.0 (C=O).

REFERENCES

- [1] A. C. Cope and C. M. Hoffman, *J. Am. Chem. Soc.*, **63**, 3456 (1941).
- [2] A. Galat, *J. Am. Chem. Soc.*, **68**, 376 (1946).
- [3] (a) W. S. Wadsworth, *Acc. Chem. Res.*, **16**, 1411 (1983); (b) B. E. Maryanoff and A. B. Reitz, *Chem. Rev.*, **89**, 863 (1989).
- [4] H. M. S. Kumar, M. S. Rao, S. Joyasawal, and J. S. Yadav, *Tetrahedron Lett.*, **44**, 4287 (2003).
- [5] I. Yavari, R. Hekmat-Shoar, and A. Zonouzi, *Tetrahedron Lett.*, **39**, 2391 (1998).
- [6] I. Yavari and M. Adib, *Tetrahedron*, **57**, 5873 (2001).
- [7] I. Yavari, M. Anary-Abbasinejad, and A. Alizadeh, *Tetrahedron Lett.*, **43**, 4503 (2003).
- [8] E. Zbiral, *Synthesis*, 775 (1974).
- [9] K. B. Becker, *Tetrahedron*, **36**, 1717 (1980).
- [10] P. Ferrer, C. Auendano, and M. Sollhuber, *Liebigs Ann. Chem.*, 1895 (1995).
- [11] A. W. Johnson, *Ylid Chemistry*, New York: Academic Press (1966).
- [12] O. I. Kolodiazhyi, *Russ. Chem. Rev.*, **66**, 225 (1997).
- [13] H. J. Bestmann and O. Vostrowsky, *Top. Curr. Chem.*, **109**, 85 (1983).